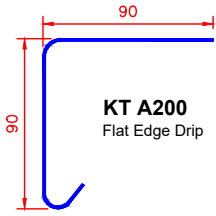
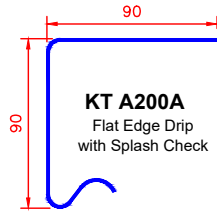


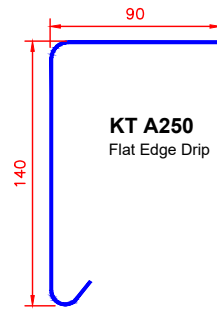
**KT A170**  
Flat Edge Trim



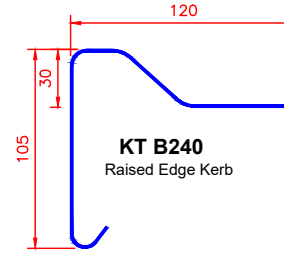
**KT A200**  
Flat Edge Drip



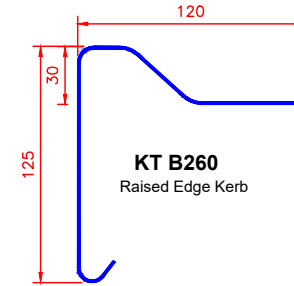
**KT A200A**  
Flat Edge Drip  
with Splash Check



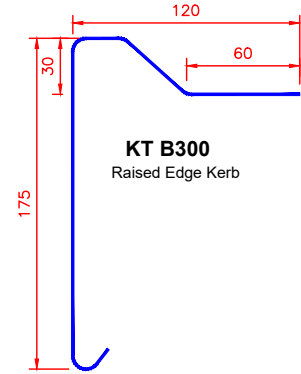
**KT A250**  
Flat Edge Drip



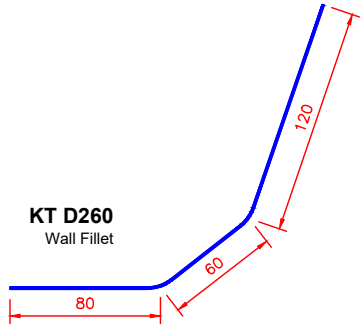
**KT B240**  
Raised Edge Kerb



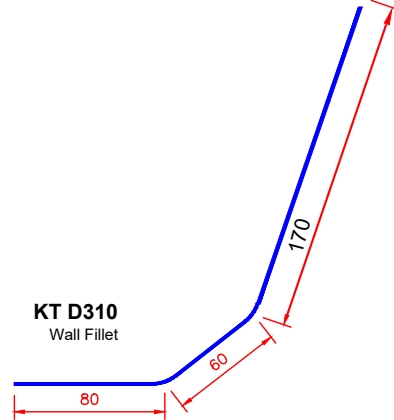
**KT B260**  
Raised Edge Kerb



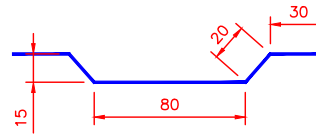
**KT B300**  
Raised Edge Kerb



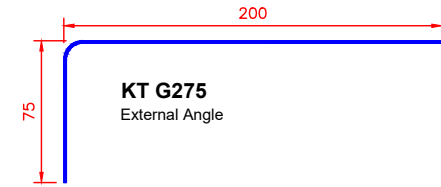
**KT D260**  
Wall Fillet



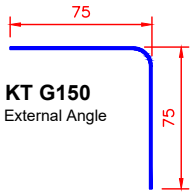
**KT D310**  
Wall Fillet



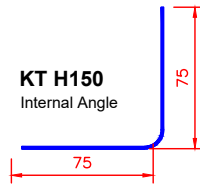
**KT G180**  
Mini Gutter Profile



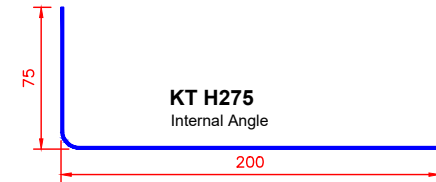
**KT G275**  
External Angle



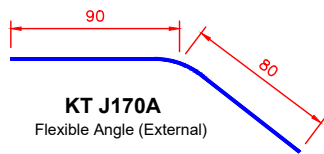
**KT G150**  
External Angle




**KT H150**  
Internal Angle



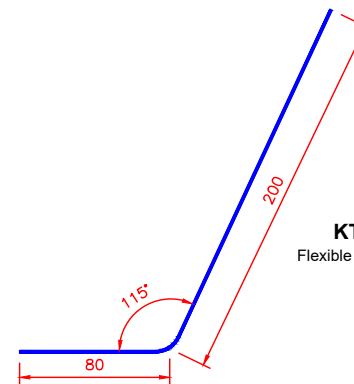
**KT H275**  
Internal Angle



**KT J170A**  
Flexible Angle (External)

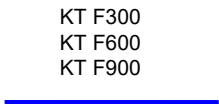
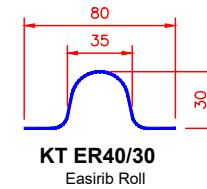
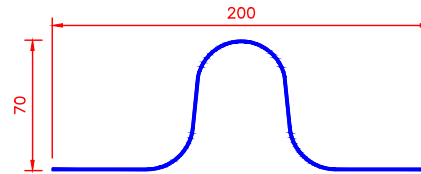
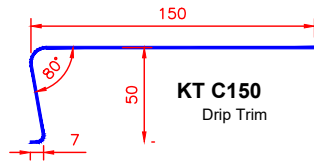
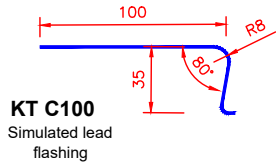
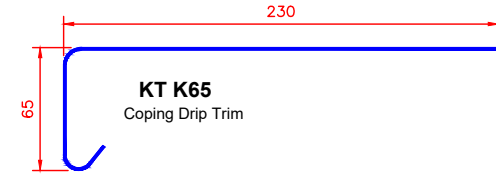
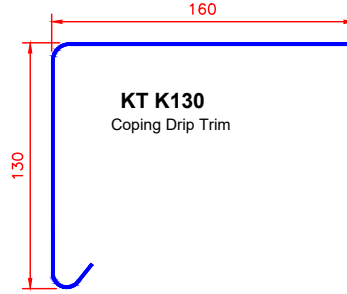
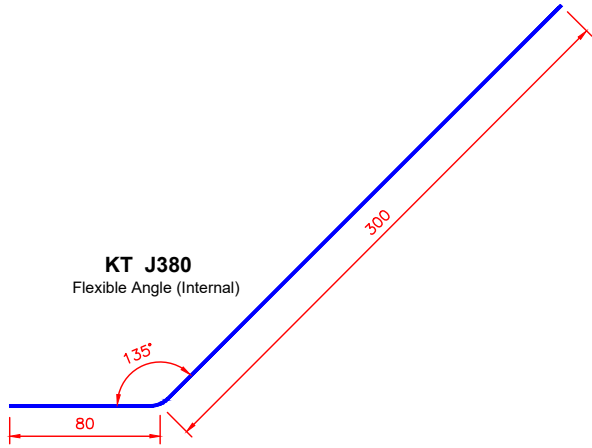


**KT J170**  
Flexible Angle (Internal)



**KT J280**  
Flexible Angle (Internal)

DRAWING TITLE		
KoverTek Ltd Trims		
PROJECT		
NA		
CLIENT		
KoverTek Ltd		
DRAWN	DATE	SHEET
DB	08.08.2017	1 of 2
SCALE	PAPER SIZE	REVISION
1:4	A4	BM
DRAWING NO		
KOVERTEK TRIMS		



DRAWING TITLE KoverTek Ltd Trims		
PROJECT NA		
CLIENT KoverTek Ltd		
DRAWN DB	DATE 08.08.2017	SHEET 2 of 2
SCALE 1:4	PAPER SIZE A4	REVISION BM
DRAWING NO KOVERTEK TRIMS		